

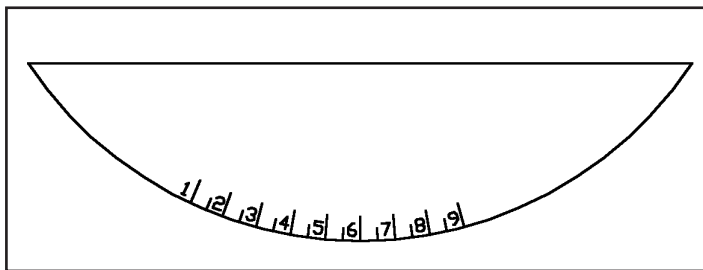
Set-up Sheet - Prone Head Holder, MT-202

Patient: _____

Date: _____


Notes: _____

1. Rotational Setting (select one)



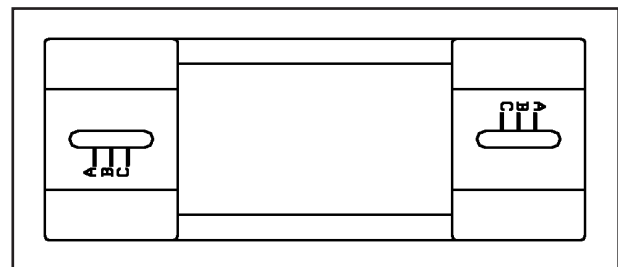
- 1 1½ 2 2½ 3 3½ 4 4½ 5 5½ 6 6½ 7 7½ 8 8½ 9

2. For Adult Settings (select one for each end)



Forehead End	Chin End
1	1
2	2
Centered	Centered
4	4
5	5

3. For Pediatric Settings (select one for each end)



Forehead End	Chin End
A	A
B	B
C	C

Global Sales Office
 Orange City, Iowa, USA
 800.842.8688 | +1 712.737.8688

info@CivcoRT.com
 www.CivcoRT.com

