



Medical

*Precision b.v.*

# Comfort Marker 2.0

Easy application of patient reference points



# Easy Application of Patient Reference Points

Medical

Precision b.v.

## Comfort Marker 2.0 A New Level of Comfort

Improve your patient's radiotherapy journey and gain clinical efficiencies with the Comfort Marker 2.0, developed by Medical Precision B.V. This revolutionary reference point device brings a new level of comfort to the start of the patient's radiotherapy treatment.

The easy-to-use system is designed specifically for use in radiotherapy using technology popular within the permanent make-up industry. The device is carefully engineered to apply reference marks with controlled depth placement, resulting in less pain to the patient compared to other marking methods. Points may fade over time or are easily removable with a simple laser session after the patient's treatment is complete.



## Ordering Information

Comfort Marker 2.0 System, Qty 1

MPCM2010INT

Patient Marking Set. Includes:

MPCM4022INT

Safety Needle (Qty 50), Ink Cup (Qty 50),

Black Pigment (Qty 50)



Safety Needle, Ink Cup, Pigment

CE MARKED. THIS BROCHURE IS INTENDED FOR MARKETS OUTSIDE THE U.S.

### What European Radiation Therapists in the Netherlands are saying:

“

The cosmetic impact of the Comfort Marker's points are much less than the traditional points of 2 to 4 mm diameter placed manually. Points now are small and not dominantly present. For radiotherapy however they are very well visible reference points. What we like also is that everything is certified at Medical Grade, and this is something our hospital values as well...

”

Order at [info@CivcoRT.com](mailto:info@CivcoRT.com)

# Study Outcomes

A clinical study compared two methods of placing tattoos that enable effective radiotherapy, Comfort Marker 2.0 and lancets. The study determined the following outcomes.

## Tattooing with Comfort Marker 2.0 is:

- ✓ significantly less painful
- ✓ more effective and easier to apply
- ✓ cosmetically superior to tattooing with lancets

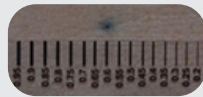
[View the published study!](#)




Lancets



1



2



3




4


Comfort Marker 2.0



1



2



3



4



Placing the points with the Comfort Marker is much more comfortable for the patient... This makes our work much easier: the patient simply remains much more calm. Finally, we as professionals are happy with a system that really prevents sticking incidents. It is safe.



# Patient Benefits

- Less painful tattooing keeps patients relaxed and more cooperative throughout the process
- Shallow and depth-controlled pigment placement compared to handheld lancets
- Result in cosmetically more pleasing tattoos that keep a round, uniform shape with well-defined edges



# Clinician Benefits

- Sterile, easy to attach, and disposable safety needle module minimizes risks of needle stick accidents
- Simple depth setting selection with haptic and color feedback
- Rechargeable battery powered device allows freedom of motion within CT room for medical professionals



# Device Benefits

- Placement of the tattoos with Comfort Marker 2.0 result in less procedural pain than tattooing with lancets
- Cosmetically superior tattoos made with Comfort Marker 2.0 compared to tattooing with lancets
- Placement of the tattoos with Comfort Marker 2.0 is more effective and easier compared to tattooing with lancets



# Simple Workflow

1

Place Ink Cup onto the Device.  
Squeeze Pigment into the Cup.



2

Place the Safety Needle into the Pen.




3

Turn on the Control Unit.




4

Choose the depth and absorb the Pigment (safety needle will light up the same color as depth chosen).



5

Place the reference point precisely.



PLEASE SEE INSTRUCTIONS FOR USE FOR ADDITIONAL INFORMATION.

View the Comfort Marker 2.0  
Instructional Video!



Order at [info@CivcoRT.com](mailto:info@CivcoRT.com)

### CIVCO RT Sales Office

Orange City, Iowa, USA  
800.842.8688 | +1 712.737.8688  
info@CivcoRT.com | www.CivcoRT.com

### Qfix Sales Office

Avondale, Pennsylvania, USA  
+1 610.268.0585  
sales@Qfix.com | www.Qfix.com



Copyright ©2023. This brochure contains information about products which may or may not be available in particular countries. These products may not be licensed in accordance with Canadian law. Each country has specific laws and regulations governing the commercialization of medical devices and the communication of information regarding medical devices in printed and digital media. Products appearing in this brochure or on our website may or may not have received approval, clearance, or marketing authorization by a governmental regulatory body in any particular country, or may have received approval, clearance, or marketing authorization for different indications and restrictions in different countries, or may be for investigational use only. A product's appearance in this brochure should not be construed as a solicitation or promotion for said product, nor any indication which is not authorized by the laws and regulations of the country where the reader resides. CIVCO is a registered trademark of CIVCO medical solutions. CIVCO RADIO THERAPY and CIVCO RT are trademarks of MEDTEC LLC. Positioning Patients for Life and Qfix are registered trademarks of Qfix.

All products may not be licensed in accordance with Canadian law. All other trademarks are property of their respective owners.

2022P1629-I REV. B